



GLEDHILL SPARE PARTS GUIDE

A FULL RANGE OF COMPONENTS FOR
ALL APPLIANCES MANUFACTURED
BY GLEDHILL

ONE NAME. EVERY SOLUTION.

WWW.GLEDHILL-SPARES.NET

CONTENTS

Product	Page	Product	Page
Introduction	3	PulsaCoil III	37
Accolade	4	PulsaCoil 2000	39
Accolade Estate	5	PulsaCoil A-Class	41
Accolade A-Class	6	PulsaCoil BP	43
		PulsaCoil Stainless	44
		PulsaCoil ECO Stainless	45
BoilerMate II	7		
BoilerMate III	8	Stainless Lite	47
BoilerMate 2000	10	Stainless Lite Horizontal	49
BoilerMate A-Class	12		
BoilerMate BP	15	StainlessLite Plus	51
BoilerMate CP	16	StainlessLite Plus Horizontal	52
BoilerMate OVR Stainless	17	StainlessLite Pro	53
BoilerMate ECO SP	19	StainlessLite Pre-Plumbed	54
ElectraMate 2000 9kW	20	Stainless ES	56
ElectraMate 2000 12kW	23		
ElectraMate A-Class	26	SysteMate III	57
GulfStream 2000	28	Torrent	58
GulfStream A-Class	32	Torrent ECO	59
HE Condensing Boiler	35	Discontinued parts	61
		Notes	65

INTRODUCTION

Welcome to Gledhill Spares

Gledhill Spares Ltd are the largest and only authorised supplier of Gledhill parts to the trade. Based in Blackpool, we stock the full range of components for all appliances and cylinders manufactured by both Gledhill Water Storage and Gledhill Building Products. We aim to supply you at the lowest possible prices and have the goods delivered direct to your door, anywhere throughout the UK, on a next working day basis whenever needed.

Our guarantee of quality

We have years of experience supplying to trade organisations and have an enviable reputation of reliably delivering Gledhill parts to thousands of organisations across the country. You can be assured that we only ever supply the latest versions of Gledhill authorised and approved parts and all our team (from our customer service team to the warehouse staff) have expert knowledge of Gledhill products to help you select the right part for the job.

Nationwide UK delivery service

We know how important prompt delivery is to our customers and offer a fast, efficient delivery service direct to the address of your choice. Standard delivery is by Royal Mail, however, we have arrangements with two well established couriers to allow us to meet almost any urgent need. This means that for a small supplement, lower volume orders received before 2pm can be delivered on a next day basis, with 'before 9' and 'before noon' options also available.

Directory of available spares

We have compiled this booklet to help provide a clear and concise reference guide to Gledhill components. We hope that this booklet is a useful guide to selecting the correct part(s); however, please do not hesitate to contact us if more help is needed.

















Telephone: 01253 474412

Email: spares@gledhill.net

Website: www.gledhill-spares.net

If you need further copies please note that this booklet can be downloaded free of charge from our website at <http://www.gledhill-spares.net/images/spares.pdf>

















ACCOLADE

	ANTI VACUUM VALVE GT056		BYPASS VALVE XG182		COMBINATION VALVE XG137
	CONTROL THERMOSTAT XG139		DANFOSS MOTORISED VALVE XG141		ENERGY CUTOUT THERMOSTAT XG140
	FILLING LOOP XG004/5/6		GRUNDFOS 15/50 PUMP XB004		IMMERSION HEATER C/W STAT XG086
	10 LITRE EXPANSION VESSEL XG121		PRESSURE GAUGE XG120		PRIMARY EXPANSION RELIEF VALVE XG119
	PRIMARY EXPANSION RELIEF VALVE XG154		TEMPERATURE & PRESSURE RELIEF VALVE XG152		TUNDISH XG090
	WIRING CENTRE XG129				






















ACCOLADE

ESTATE

	ANTI VACUUM VALVE GT056		COMBINATION INLET GROUP XG170		CONTROL/HIGH LIMIT THERMOSTAT SUPERSEDED BY XG212 XG168
	CONTROL/HIGH LIMIT THERMOSTAT XG212		IMMERSION HEATER XG086		12 LITRE EXPANSION VESSEL SUPERSEDED BY XG214 XG190
	18 LITRE EXPANSION VESSEL SUPERSEDED BY XG215 XG191		24 LITRE EXPANSION VESSEL SUPERSEDED BY XG216 XG192		12 LITRE EXPANSION VESSEL XG214
	18 LITRE EXPANSION VESSEL XG215		24 LITRE EXPANSION VESSEL XG216		22MM 2 PORT ZONE VALVE XG083
	28MM 2 PORT ZONE VALVE XC012		TEMPERATURE & PRESSURE RELIEF VALVE XG169		TUNDISH SUPERSEDED BY XG207 XG173
	TUNDISH XG207				

ACCOLADE






















A-CLASS

	ANTI VACUUM VALVE GT056		BYPASS VALVE XG182		COMBINATION VALVE XG170
	CONTROL/ OVERHEAT STAT SUPERSEDED BY XG212 XG168		CONTROL/ OVERHEAT STAT XG212		GRUNDFOS 15/50 PUMP XB004
	GRUNDFOS 15/60 PUMP XB241		22MM HONEYWELL MOTORISED VALVE XG083		28MM HONEYWELL MOTORISED VALVE XC012
	IMMERSION HEATER XG086		8 LITRE EXPANSION VESSEL XG174		10 LITRE EXPANSION VESSEL XG121
	PRIMARY EXPANSION RELIEF VALVE XG154		22MM PUMP VALVE XB121		28MM PUMP VALVE XB122
	TELEMECANIQUE RELAY XB014		TEMPERATURE & PRESSURE RELIEF VALVE XG169		TUNDISH SUPERSEDED BY XG207 XG173
	TUNDISH XG207				























BOILERMATE

||

	BALL FLOAT FT429		BALLVALVE FT207		CAPILLARY THERMOSTAT XB117
	DELAY TIMER PCB XB041		F & E TANK 120/140 LH ABF11		F & E TANK 120/140 RH ABF10
	F & E TANK 180/200/220 LH ABF13		F & E TANK 180/200/220 RH ABF12		GRASSLIN DIGITAL CLOCK XB216
	GRASSLIN ELECTRO MECHANICAL CLOCK XB215		GRUNDFOS 15/50 PUMP XB004		IMMERSION HEATER XB482
	IMMERSION WASHER FT407		MIXING VALVE XC007		PCB STAND OFF PEGS XB045
	PUMP DRIVE PCB XB104		22MM PUMP VALVE XB121		28MM PUMP VALVE XB122
	PUMP VALVE WASHER GT116		REMOTE CLOCK FIXING KIT XB217		SPARE GASKETS (SET OF 3) XC008

BOILERMATE


















	APPLIANCE CONTROL PCB GT155		BALL FLOAT FT429		BALLVALVE FT207
NO IMAGE AVAILABLE MIP097	BM/SM/PC MK3 STORE RETURN PIPE		BYPASS VALVE XG182		F & E TANK 120/140 LH ABF21
	F & E TANK 120/140 RH ABF20		F & E TANK 180/200/220 LH ABF23		F & E TANK 180/200/220 RH ABF22
	FLOW SWITCH SUPERSEDED BY MIP139 GT106		FLOW SWITCH KIT MIP139		GRASSLIN DIGITAL CLOCK XB216
	GRASSLIN ELECTRO MECHANICAL CLOCK XB215		GRAVITY CHECK VALVE GT041		GRUNDFOS 15/50 PUMP XB004
	GRUNDFOS 15/60 PUMP XB241		HOT WATER SENSOR GT153		IMMERSION HEATER XB482
	IMMERSION WASHER FT407		JUMPERS ZB024		LH MK3 PHE TO MIX WET SENSOR PIPE MIP028























BOILERMATE



	MIXING VALVE XC007		22MM MOTORISED VALVE XG130		28MM MOTORISED VALVE XG142
	PCB STAND OFF PEGS XB045		PHE WASHERS GT129		PLATE HEAT EXCHANGER GT017
	PUMP SPEED CONTROL PCB GT152		22MM PUMP VALVES XB121		28MM PUMP VALVES XB122
	PUMP VALVE WASHER GT116		RH MK3 PHE TO MIX WET SENSOR PIPE MIPO27		SPARE GASKETS (SET OF 3) XC008
	STORE APPLIANCE CONTROL PCB GT151		STORE SENSOR GT147		Y STRAINER XB314

BOILERMATE















2000

	AC30 FUSE BASE XB388		5 AMP FUSE XB382		APPLIANCE CONTROL PCB GT155
	BALL FLOAT FT429		BALLVALVE FT207		BM2K/SM2K HOT DRAW OFF PIPE MIP030
	BM/SM2K PHE RETURN TO PUMP PIPE MIP033		BRASS HOUSING SUPERSEDED BY GT045 GT049	NO IMAGE AVAILABLE	BUS BAR LINK XB453
	ELECTRONIC NOISE FILTER XB307		FLOW REGULATOR GT086		GRASSLIN DIGITAL CLOCK XB216
	GRASSLIN ELECTRO MECHANICAL CLOCK XB215		GRUNDFOS 15/50 PUMP XB004		GRUNDFOS 15/60 PUMP XB241
	HOT WATER SENSOR GT153		JUMPERS ZB024		3025 LC FUSE XB364
	PCB STAND OFF PEGS XB045		PHE WASHERS GT129		PLASTIC F & E TANK XB343





















BOILERMATE

2000

	PLATE HEAT EXCHANGER GT017		22MM PUMP VALVES XB121		28MM PUMP VALVES XB122
	PUMP VALVE & HOUSING GT045		PUMP VALVE WASHERS GT116		RELAY XB146
	RELAY BASE XB147		SINGLE CHECK VALVE SUPERSEDED BY GT045 GT048		STORE SENSOR GT147
	SWITCH CONTROL KNOB XB378		SWITCH CONTROL PCB XB386		SWITCH CONTROL THERMOSTAT XB344
	SWITCH HEATING ELEMENT XB341		Y STRAINER XB314		

BOILERMATE






















A-CLASS

	BYPASS VALVE XG182	NO IMAGE AVAILABLE	CENTRAL HEATING & HOT WATER ROCKER XB059	NO IMAGE AVAILABLE	COLD INLET PIPE CW Y STRAINER (AClass) MIP038
	90 DEGREE ANGLE PUMP ISOLATING VALVE GT135		DHW PUMP TO PHE PIPE (AClass) MIP036		EXPANSION RELIEF VALVE (SP MODELS ONLY) XG154
	FILLING LOOP (SP MODELS ONLY) XG004/5/6		FLOW REGULATOR GT086		FRONT PANEL DISPLAY XB414
	GRASSLIN DIGITAL CLOCK XB216		GRASSLIN ELECTRO MECHANICAL CLOCK XB215		GRUNDFOS 15/50 PUMP (BOILER/CENTRAL HEATING) XB004
	GRUNDFOS 15/60 PUMP (BOILER/CENTRAL HEATING) XB241		HOT OUTLET CW SENSOR COMPRESSION FITTING MIP039		ID RESISTOR BMAOV CA063
NO IMAGE AVAILABLE	ID RESISTOR BMASP CA064		IMMERSION WASHER FT407		12 LITRE EXPANSION VESSEL SUPERSEDED BY XG214 XG190
	24 LITRE EXPANSION VESSEL SUPERSEDED BY XG216 XG192		12 LITRE EXPANSION VESSEL (SP MODELS ONLY) XG214		24 LITRE EXPANSION VESSEL (SP MODELS ONLY) XG216



BOILERMATE

A-CLASS

	MAIN PCB CONTROLLER GT490		MCB SINGLE POLE 6A XB025		MCB SINGLE POLE 16A XB450
	MODULATING GRUNDFOS 15/50 PUMP (FOR PHE) GT089		22MM MOTORISED VALVE (SP MODELS ONLY) XG130		28MM MOTORISED VALVE (SP MODELS ONLY) XG142
	ON-OFF ROCKER CA006		OVERHEAT SENSOR GT199		PCB STAND OFF PEGS XB045
	PHE PUMP WASHERS XC008		PHE TO STORE RETURN PIPE (A-CLASS) MIPO37		PHE WASHERS GT129
	PLASTIC F & E TANK XB343		PLATE HEAT EXCHANGER GT017		22MM PUMP ISOLATING VALVE XB121
	28MM PUMP ISOLATING VALVE XB122		PUMP VALVE WASHERS GT116		RELAY XB178
	RELAY CLIP XB179		REMOTE CLOCK FIXING KIT XB217		SENSOR GT198

BOILERMATE

A-CLASS





BOILERMATE

BP



CONTROL
THERMOSTAT

XC010



EXPANSION
VESSEL

XB024



IMMERSION
HEATER

**SUPERSEDED
BY XB482 & XB081**

XB078



IMMERSION
HEATER

XB482 & XB081



IMMERSION
WASHER

FT407



MIXING VALVE

XC007



MIXING VALVE
WASHERS

XC008



PLASTIC F & E
TANK

XB343





















SCALE
INHIBITOR PCB

XB142

BOILERMATE



















CP

	FLOW SENSOR SUPERSEDED BY XB095 XB091		FLOW SENSOR XB095		IMMERSION HEATER 3KW SH003
	IMMERSION O RING ZB004		MAIN PCB (PRE 2017 MODELS) XB111A		MAIN PCB (PRE SEPT 2015 MODELS) XB103
	PCB STAND OFF PEGS XB045	NO IMAGE AVAILABLE XB065	PHE PUMP PWM XB065		PHE PUMP UPR 15-50 (PRE SEPT 2015 MODELS) GT089
	PHE WASHERS GT129		PLASTIC F & E TANK XB343		PLATE HEAT EXCHANGER (24 PLATE) GT017
	PUMP ISOLATING VALVE - INLET GT133		PUMP ISOLATING VALVE - OUTLET (90 DEGREE) GT135		PUMP VALVE WASHERS XC008
	ROD STAT XB081	NO IMAGE AVAILABLE XB153	SCALE INHIBITOR XB153		SENSOR GT198
	SENSOR NUT & OLIVE GT295		Y STRAINER XB314		















BOILERMATE

OVR STAINLESS

	BALL FLOAT FT429		BALLVALVE FT207	NO IMAGE AVAILABLE	15/50 BOILER/ CENTRAL HEATING PUMP XB094
	15/60 BOILER/ CENTRAL HEATING PUMP XB241		BOTTOM STORE SENSOR OR MIDDLE STORE SENSOR GT198		CENTRAL HEATING & HOT WATER ROCKER XB059
NO IMAGE AVAILABLE	COMPLETE DIN RAIL ASSEMBLY XB220		CW INLET Y STRAINER XB314		DHW IN/OUT SENSORS GT198
	FRONT PANEL DISPLAY XB414		FRONT PANEL DISPLAY WIRING HARNESS XB057		IMMERSION HEATER SH003
	IMMERSION O RING ZB004	NO IMAGE AVAILABLE	INSTALLATION MOD KIT (SWITCH ONLY) MIP102		INTERNAL FUSES/CIRCUIT PROTECTION XB449
	MAIN PCB GT490		ON-OFF ROCKER CA006		PCB STAND OFF PEGS XB045
	PHE PUMP ISOLATING VALVE - INLET GT133		PHE PUMP ISOLATING VALVE - OUTLET GT135		PHE PUMP UPR GT089

BOILERMATE



















OVR STAINLESS

	PHE PUMP VALVE WASHERS XC008		PHE WASHERS GT129		PLASTIC F & E TANK XB343
	PLATE HEAT EXCHANGER - 24 PLATE GT017		PROGRAMMER EMC XB215		22MM PUMP VALVES XB121
	28 MM PUMP VALVES XB122		PUMP VALVE WASHERS GT116		ROD STAT XB081
	SCALE PCB XB142		SENSOR NUT & OLIVE GT295		TOP (OHT) SENSOR GT199
























BOILERMATE

ECO SP

	DIN RAIL TERMINALS - NON SWITCH		DIN RAIL TERMINALS - SWITCH		FLOW SENSOR SUPERSEDED BY XB095
	MIP101		MIP102		XB091
	FLOW SENSOR		IMMERSION HEATER 3KW		MAIN PCB (PRE 2017 MODELS)
	XB095		SH003		XB111A
	PHE PUMP PWM		PLATE HEAT EXCHANGER - 24 PLATE		PUMP ERP READY A10
	XB065		GT017		XB523
	PUMP ISOLATING VALVE - INLET		PUMP ISOLATING VALVE - OUTLET (90 DEGREE VALVE)		PUMP VALVE BALL TYPE 22MM (120/150)
	GT133		GT135		XB121
	PUMP VALVE SOLID BALL TYPE 28MM (180/220)		ROD STAT	NO IMAGE AVAILABLE	SCALE INHIBITOR
	XB122		XB081		XB153
	SENSOR	NO IMAGE AVAILABLE	STRAIGHT AUTO BYPASS VALVE 22MM		Y STRAINER
	GT198		XG019		XB314
	ZONE VALVE 2 PORT 22MM		ZONE VALVE 2 PORT 28MM A10		
	XG083		XC012		

ELECTRAMATE






















2000 9kW

	AAV/AVV PIPEWORK		AC30 FUSE BASE		5 AMP FUSE
MIP029		XB363		XB382	
	25 AMP FUSE		ANTI VACUUM VALVE		APPLIANCE CONTROL PCB (VERSION HEX)
XB364		GT056		GT155	
	AUTOMATIC AIR VENT		BALL FLOAT		BALL O FIX VALVE
GT015		FT429		XG160	
	22MM BALL O FIX VALVE		BALLVALVE		BRASS HOUSING
GT024		FT207		SUPERSEDED BY GT045	
				GT049	
	CA BACKFLOW PREVENTION VALVE		90 DEGREE ANGLE BALLVALVE		ELECTRONIC NOISE FILTER
XB390		XB398		XB307	
	EXPANSION RELIEF VALVE		FLOW REGULATOR		GRUNDFOS 15/50 PUMP
GT195		GT086		XB004	
	HOT WATER SENSOR		4.5KW IMMERSION (EARLY MODEL)		IMMERSION WASHER
GT153		XB273		FT407	












ELECTRAMATE

2000 9kW

	JUMPERS ZB024		24 LITRE EXPANSION VESSEL SUPERSEDED BY XG216 XG192		35 LITRE EXPANSION VESSEL SUPERSEDED BY XG217 XG193
	24 LITRE EXPANSION VESSEL XG216		35 LITRE EXPANSION VESSEL XG217		MIXING VALVE SUPERSEDED BY XC005 & ZB014 XC006
	MIXING VALVE XC005		MIXING VALVE/ CA VALVE WASHERS XC008		MODIFICATION KIT (170 MODEL) MIP116
	MODIFICATION KIT (270 MODEL) MIP115		OVERHEAT STAT SUPERSEDED BY XB347 GT064		PHE WASHERS GT129
	PIPEWORK - USED WITH XC005 ZB014		PLASTIC F & E TANK XB343		PLATE HEAT EXCHANGER GT017
	PRESSURE REDUCING VALVE XB391		PRIMARY SYSTEM PRESSURE GAUGE GT179		PROGRAMMABLE ROOM STAT XB365
	22MM PUMP VALVES XB121		PUMP VALVE WASHERS GT116		RAVK MIXING VALVE BODY (EARLY MODEL) XB261

ELECTRAMATE






















2000 9kW

	RAVK MIXING VALVE HEAD (EARLY MODEL) GT098		SINGLE CHECK VALVE SUPERSEDED BY GT045 GT048		STORE SENSOR GT147
	SUMMER/ WINTER SWITCH GT034		SWITCH HEATING ELEMENT XB342		SWITCH OVERHEAT STAT XB347
	TUNDISH XB392		VALVE & HOUSING GT045		Y STRAINER XB314


















ELECTRAMATE

2000 12kW

	AAV/AVV PIPEWORK		AC30 FUSE BASE		5 AMP FUSE
	MIP029		XB363		XB382
	25 AMP FUSE		ANTI VACUUM VALVE		APPLIANCE CONTROL PCB (VERSION 40)
	XB364		GT056		GT155
	AUTOMATIC AIR VENT		22MM BALL O FIX VALVE		BRASS HOUSING
	GT015		GT024		SUPERSEDED BY GT045 GT049
	CA BACKFLOW PREVENTION VALVE		90 DEGREE ANGLE BALL VALVE		ELECTRONIC NOISE FILTER
	XB390		XB398		XB307
	EXPANSION RELIEF VALVE		FLOW REGULATOR		GRUNDFOS 15/50 PUMP
	GT195		GT086		XB004
	HOT WATER SENSOR		INTERFACE SPCO RELAY		JUMPERS
	GT153		XB018		ZB024
	35 LITRE EXPANSION VESSEL SUPERSEDED BY XG217		35 LITRE EXPANSION VESSEL		MCB SINGLE POLE 6A
	XG193		XG217		XB025

ELECTRAMATE

2000 12kW

	MCB SINGLE POLE 20A XB027		MCB SINGLE POLE 25A XB026		MIXING VALVE SUPERSEDED BY XC005 & ZB014 XC006
	MIXING VALVE XC005		MIXING VALVE/ CA VALVE WASHERS XC008		OFF DELAY RELAY (T1 & T2) XB016
	OFF DELAY RELAY (T3) XB017		OVERHEAT STAT GT064		PCB STAND OFF PEGS XB045
	PHE WASHERS GT129		PIPEWORK - USED WITH XC005 ZB014		PLATE HEAT EXCHANGER GT017
	2 POLE CONTRACTOR 25 AMP XB014		3 POLE CONTRACTOR 63 AMP XB002		PRESSURE REDUCING VALVE XB391
	PRIMARY SYSTEM PRESSURE GAUGE GT179		PROGRAMMABLE ROOM STAT XB365		22MM PUMP VALVES XB121
	PUMP VALVE WASHERS FT407		SINGLE CHECK VALVE SUPERSEDED BY GT045 GT048		STORE SENSOR GT147



ELECTRAMATE

2000 12kW



**SWITCH
HEATING
ELEMENT**

XB135



TUNDISH

XB392



**VALVE &
HOUSING**

GT045























Y STRAINER

XB314

ELECTRAMATE








A-CLASS

	6AMP MCB XB025		20AMP MCB XB027		AUTO RESET STAT GT455
	6 BAR MANOMETER GT179		90 DEGREE ANGLE PUMP ISOLATING VALVE GT135		9KW FLOW BOILER XB342
	FLOW BOILER OVERHEAT THERMOSTAT XB347		GRUNDFOS 15/50 PUMP XB004		HONEYWELL 3 PORT VALVE GT047
	IMMERSION HEATER XB482		IMMERSION WASHER FT407	 DISCONTINUED XB442	MAIN PCB CONTROLLER DISCONTINUED XB442
	MODULATING GRUNDFOS 15/50 PUMP GT089		ON-OFF ROCKER CA006		OVERHEAT SENSOR GT199
NO IMAGE AVAILABLE	PCB CONVERSION KIT MIP140		PCB STAND OFF PEGS XB045		PHE PUMP VALVE WASHERS XC008
	PHE WASHERS GT129		PLASTIC F & E TANK XB343		PLATE HEAT EXCHANGER GT017
























ELECTRAMATE

A-CLASS

	PROGRAMMABLE ROOM STAT XB365		22MM PUMP ISOLATING VALVE XB121		PUMP VALVE WASHERS GT116
	SENSOR GT198		SENSOR NUT & OLIVE GT295		STRAIGHT PUMP ISOLATING VALVE GT133
	Y STRAINER XB314				

GULFSTREAM





















2000

	AC30 FUSE BASE XB363		5 AMP FUSE XB382		25 AMP FUSE XB364
	ANTI VACUUM VALVE GT056		APPLIANCE CONTROL PCB (VERSION 40) GT155		AUTOMATIC AIR VENT GT015
	BALL FLOAT FT429		BALLVALVE FT207		BOILER DRY FIRING SAFETY THERMOSTAT GT186
	BOILER OVERHEAT THERMOSTAT GT188		BRASS HOUSING SUPERSEDED BY GT045 GT049		BURNER ASSEMBLY GT163
	BURNER GASKET GT238		CA BACKFLOW PREVENTION VALVE XB390		DEDICATED IGNITION CONTROL GT175
	90 DEGREE ANGLE BALLVALVE XB398		DISPLACEMENT CERAMIC CORE GT166		DISPLACEMENT TUBE ABOVE GT167
	DISPLACEMENT TUBE BELOW GT168		DRAIN COCK GS028		ELECTRODE GASKET GT242
























GULFSTREAM

2000

	EXHAUST GAS SEAL GT191		EXPANSION RELIEF VALVE GT195		FAN GT178
	FAN GASKET GT165		FAN MODULATION PCB GT148		FILLING LOOP XG004/5/6
	FLAME SENSING ELECTRODE GT246		FLOW REGULATOR GT086		FLUE GAS OUTLET DUCT GT173
	GAS TAP GT025		GAS VALVE GT185		GRASSLIN DIGITAL CLOCK XB216
	GRASSLIN ELECTRO MECHANICAL CLOCK XB215		GRUNDFOS 15/50 PUMP XB004		GRUNDFOS 15/50 PUMP GT176
	HIGH TEMPERATURE DUCTING GT227		HOT WATER SENSOR GT153		IGNITION LEAD GT172
	12 LITRE EXPANSION VESSEL GT162	NO IMAGE AVAILABLE MIP137	MAIN HEAT EXCHANGER MIP137		O RING 126 X 6MM GT250

GULFSTREAM

2000

	OVERHEAT STAT GT064		PLASTIC F & E TANK XB343		PLATE HEAT EXCHANGER GT017
	PRESSURE REDUCING VALVE XB391		PRIMARY SYSTEM PRESSURE GAUGE GT179		22MM PUMP VALVES XB121
	RELAY XB146		RELAY BASE XB147		ROCKER SWITCH GT233
	SAMPLING POINT NUT GT291		SAMPLING POINT NUT WASHER GT292		SIGHTGLASS GT248
	SIGHTGLASS GASKET GT247		SIGHTGLASS HOLDER GT249		SINGLE CHECK VALVE SUPERSEDED BY GT045 GT048
	SPARK ELECTRODE GT243		STORE SENSOR GT147		SWITCH CONTROL PCB GT232
	SWITCH HEATING ELEMENT XB342		SWITCH OVERHEAT STAT XB347		TUNDISH XB392



GULFSTREAM

2000



**VALVE &
HOUSING**

GT045
























Y STRAINER

XB314

GULFSTREAM






















A-CLASS

	AC30 FUSE BASE XB363		5 AMP FUSE XB382		25 AMP FUSE XB364
	22MM ANGLE PUMP VALVE GT135		ANTI VACUUM VALVE GT056		AUTOMATIC AIR VENT GT015
	BALL FLOAT FT429		BALLVALVE FT207		BURNER ASSEMBLY GT163
	BYPASS VALVE XG182		CA BACKFLOW PREVENTION VALVE XB390		CONDENSE TRAP GT059
	CONTACTOR 2 POLE 25 AMP XB014		DANFOSS FP715 PROGRAMMER GT394		90 DEGREE ANGLE BALLVALVE XB398
	DISPLACEMENT CERAMIC CORE GT166		DISPLACEMENT TUBE ABOVE GT167		DISPLACEMENT TUBE BELOW GT168
	ELECTRODE GASKET GT310		EXPANSION RELIEF VALVE GT195		FAN GT335












GULFSTREAM

A-CLASS

	FAN GASKET GT165		FILLING LOOP XG004/5/6		FLAME SENSING ELECTRODE GT309
	FLOW REGULATOR GT086		GAS PLUG IN PCB GT102		GAS TAP GT025
	GAS VALVE GT185		GRUNDFOS 15/50 PUMP GT089		HONEYWELL HYDRONIC VALVE GT047
	IGNITION LEAD GT451		12 LITRE EXPANSION VESSEL GT162		MAIN CONTROL PCB GT490
	MCB SINGLE POLE 6 AMP XB449		MCB SINGLE POLE 25 AMP XB452		OVERHEAT SENSOR GT199
	OVERHEAT STAT GT064		PLASTIC F & E TANK XB343		PLATE HEAT EXCHANGER GT017
	PRESSURE REDUCING VALVE XB391		PRIMARY SYSTEM PRESSURE GAUGE GT179		RELAY XB146




















GULFSTREAM

A-CLASS


	RELAY BASE XB147		SAMPLING POINT CAP GT252		SENSOR GT198
	SPARK ELECTRODE GT307		22MM STRAIGHT PUMP VALVE GT133		SWITCH ELEMENT GT061
	TUNDISH SUPERSEDED BY XG207 XG173		TUNDISH XG207		Y STRAINER XB314



HE CONDENSING BOILER

	BOILER DOOR INSULATION GT989		BURNER GASKET (FOR ALL MODELS) GT990		BURNER - GB10 DISCONTINUED GT991
NO IMAGE AVAILABLE	BURNER - GB15 GT992	NO IMAGE AVAILABLE	BURNER - GB20 GT993		BURNER - GB25 & GB30 DISCONTINUED GT994
	CONDENSE TRAP GT330		CONTROL PCB GT107		FAN ASSEMBLY GT335
	FLUE TEMPERATURE SENSOR GT334		'F' PIECE FOR CONDENSE CONNECTION GD920		GASKET FOR IGNITION ELECTRODE DISCONTINUED GT997
	GASKET FOR IONISATION ELECTRODE GT995		GAS VALVE & VENTURI ASSEMBLY FOR GB10 DISCONTINUED GT515		GAS VALVE & VENTURI ASSEMBLY FOR GB15 DISCONTINUED GT516
	GAS VALVE & VENTURI ASSEMBLY FOR GB20 DISCONTINUED GT517		GAS VALVE & VENTURI ASSEMBLY FOR GB25 DISCONTINUED GT518		GAS VALVE & VENTURI ASSEMBLY FOR GB30 DISCONTINUED GT519
	IGNITION ELECTRODE GT998		IGNITION LEAD GT451		IONISATION ELECTRODE GT996





















HE CONDENSING BOILER

	MANUAL AIR VENT GT454		ON/OFF SWITCH GT034		OVERHEAT STAT GT455
	TEMPERATURE SENSORS (FLOW & RETURN) GT333		YELLOW CONDENSE CAP GD112		

















PULSA COIL



	BALL FLOAT FT429		BALL VALVE FT207	NO IMAGE AVAILABLE	BM/SM/PC MK3 STORE RETURN PIPE MIP097
	F & E TANK 144LH/AF APF11		F & E TANK 144RH/AF APF10		F & E TANK 144LH/MF APF13
	F & E TANK 144RH/MF APF12		F & E TANK 190/210/245/ LH/AF APF21		F & E TANK 190/210/245/ RH/AF APF20
	F & E TANK 190/210/245/ LH/MF APF23		F & E TANK 190/210/245/ RH/MF APF22		FLOAT SWITCH XB251
	FLOW SWITCH SUPERSEDED BY MIP139 GT106		FLOW SWITCH REPLACEMENT KIT GT152 & GT147 MIP139		GRAVITY CHECK VALVE GT041
	GREEN NEON XB100		HOT WATER SENSOR GT153		14" IMMERSION HEATER XB482
	IMMERSION WASHER FT407		LH MK3 PHE TO MIX WET SENSOR PIPE MIP028		MIXING VALVE XC007
























	OVERHEAT STAT GT064		PCB STAND OFF PEGS XB045		PHE WASHERS GT129
	PLATE HEAT EXCHANGER GT017		PUMP SPEED CONTROL PCB GT152		22MM PUMP VALVES XB121
	RELAY XB321		RELAY BASE XB322		RH MK3 PHE TO MIX WET SENSOR PIPE MIP027
	11" ROD STAT SUPERSEDED BY XB081 XB114		7" ROD STAT XB081		SENSOR GT147
	SPARE GASKETS (SET OF 3) XC008		UNIVERSAL F & E TANK APF999		








PULSA COIL

2000

	BALL FLOAT FT429		BALL VALVE FT207		BRASS HOUSING SUPERSEDED BY GT045 GT049
	ELECTRONIC NOISE FILTER XB307		FLOW REGULATOR GT086		GREEN NEON XB362
	GRUNDFOS 15/50 PUMP XB004		HOT WATER SENSOR GT153		11" IMMERSION HEATER XB080
	IMMERSION WASHER FT407		PC2K HOT WATER DRAW OFF PIPE MIPO31		PC2K PHE RETURN PIPE MIPO34
	PHE WASHERS GT129		PLASTIC F & E TANK XB343		PLATE HEAT EXCHANGER GT017
	PUMP SPEED CONTROL PCB GT152		22MM PUMP VALVES XB121		PUMP VALVE WASHERS GT116
	RED NEON XB361		RELAY XB146		RELAY BASE XB147

PULSACOIL






















2000

	RETRO FIT KIT MIP080		7" ROD STAT XB081		SINGLE CHECK VALVE SUPERSEDED BY GT045 GT048
	STORE SENSOR GT147		VALVE & HOUSING GT045		Y STRAINER XB314











PULSA COIL

A-CLASS

	5 AMP FUSE FOR CONTROL & OFF PEAK CIRCUIT FUSES XB382		BRACKET XB179		COLD INLET PIPE CW Y STRAINER (AClass) MIP038
	90 DEGREE ANGLE ISOLATING PUMP VALVE GT135		DHW PUMP TO THE PIPE (AClass) MIP036		FLOW REGULATOR GT086
	FRONT PANEL DISPLAY XB411		F1/F2 FUSE HOLDERS XB092		HOT OUTLET CW SENSOR COMPRESSION FITTING MIP039
	IMMERSION HEATER XB083		IMMERSION WASHER FT407		MAIN PCB CONTROLLER XB103
	MODULATING GRUNDFOS 15/50 PUMP GT089		NUT & OLIVE FOR SENSOR GT295		OFF PEAK/ ON PEAK CONTACTOR XB178
	ON - OFF ROCKER CA006		OVERHEAT SENSOR GT199		PHE PUMP WASHERS XC008
	PHE TO STORE RETURN PIPE (AClass) MIP037		PHE WASHERS GT129		PLASTIC F & E TANK XB343

PULSA COIL

A-CLASS

	PLATE HEAT EXCHANGER GT017		RELAY XB424		RELAY BASE XB425
	RELAY RETRO KIT MIP098		SENSOR GT198		SIGHTGLASS XB443
	STRAIGHT PUMP ISOLATING VALVE GT133		Y STRAINER XB314		



















PULSA COIL

BP

	CONTROL THERMOSTAT XC010		EXPANSION VESSEL XB024		IMMERSION HEATER XB482
	IMMERSION WASHER FT407		MIXING VALVE XC007		MIXING VALVE WASHERS XC008
	PLASTIC F & E TANK XB343		SCALE INHIBITOR PCB XB142		SIGHTGLASS XB443

PULSA COIL















STAINLESS

	IMMERSION HEATER 3KW SH003		IMMERSION O RING ZB004		MAIN PCB XB103
	PCB STAND OFF PEGS XB045		PHE PUMP UPR 15-50 GT089		PHE PUMP VALVE WASHERS XC008
	PHE WASHERS GT129		PLASTIC F & E TANK XB343		PLATE HEAT EXCHANGER (24 PLATE) GT017
	PUMP ISOLATING VALVE - INLET GT133		PUMP ISOLATING VALVE - OUTLET (90 DEGREE) GT135		ROD STAT XB081
NO IMAGE AVAILABLE	SCALE PCB XB153		SENSORS GT198		SENSOR NUT & OLIVE GT295
	SIGHTGLASS XB443		Y STRAINER XB314		



PULSA COIL

ECO STAINLESS

NO IMAGE AVAILABLE	COLD INLET PIPE CW Y STRAINER (AClass) MIP038		COLD WATER AND STORE SENSOR GT198		FLOW SENSOR SUPERSEDED BY MIP141 XB091
NO IMAGE AVAILABLE	FLOW SENSOR RIBBON CABLE N/A		IMMERSION HEATER 3KW SH003	NO IMAGE AVAILABLE	IMMERSION O RING ZB004
	MAIN PCB (PRE 2017 MODELS) SUPERSEDED BY MIP141 XB111A		PHE PUMP PWM XB065		PHE PUMP WASHERS XC008
	PHE WASHERS GT129		PLASTIC F & E TANK XB343		PLATE HEAT EXCHANGER (24 PLATE) GT017
	PUMP ISOLATING VALVE - INLET GT133		PUMP ISOLATING VALVE - OUTLET (90 DEGREE) GT135	NO IMAGE AVAILABLE	PUMP POWER LEAD CA002
NO IMAGE AVAILABLE	PUMP PWM CABLE CA003	NO IMAGE AVAILABLE	RED PCB LINK CA001		ROD STAT (MANUAL RESET) XB081
NO IMAGE AVAILABLE	SCALE INHIBITOR XB153		SENSOR NUT & OLIVE GT295		SIGHTGLASS XB443






















PULSA COIL

ECO STAINLESS

	V5 PCB DN10 FLOW SENSOR		Y STRAINER
	MIP141		XB314



STAINLESSLITE

	CONTROL & OVERHEAT THERMOSTAT SUPERSEDED BY XG212 XG168		CONTROL & OVERHEAT LIMIT THERMOSTAT XG212		22MM 90 DEGREE COMPRESSION ELBOW SF003
	FLEXIBLE HOSE SUPERSEDED BY SG024 SG003		FLEXIBLE HOSE SG024		IMMERSION HEATER SUPERSEDED BY SH010 SH001
	IMMERSION HEATER SH010		INLET GROUP SUPERSEDED BY SG022 SG010		INLET GROUP SG022
	JUNCTION WIRING BOX XG129		12 LITRE EXPANSION VESSEL SUPERSEDED BY XG214 XG190		18 LITRE EPANSION VESSEL SUPERSEDED BY XG215 XG191
	24 LITRE EXPANSION VESSEL SUPERSEDED BY XG216 XG192		35 LITRE EXPANSION VESSEL SUPERSEDED BY XG217 XG193		12 LITRE EXPANSION VESSEL (INCLUDING BRACKET) XG214
	18 LITE EXPANSION VESSEL (INCLUDING BRACKET) XG215		25 LITRE EXPANSION VESSEL (INCLUDING BRACKET) XG216		35 LITRE EXPANSION VESSEL (INCLUDING BRACKET) XG217
	22MM 2 PORT VALVE (INDIRECTS ONLY) XG083		PRESSURE & TEMPERATURE RELIEF VALVE SUPERSEDED BY SG023 SG001		PRESSURE & TEMPERATURE RELIEF VALVE SG023




















STAINLESSLITE

	<p>TUNDISH</p> <p>SUPERSEDED BY XG207</p> <p>XG173</p>		<p>TUNDISH</p> <p>XG207</p>
---	--	---	------------------------------------



STAINLESSLITE

HORIZONTAL

	CONTROL & OVERHEAT LIMIT STAT SUPERSEDED BY XG212 XG168		CONTROL & OVERHEAT LIMIT THERMOSTAT XG212		DRAIN COCK GS028
	FLEXIBLE HOSE SUPERSEDED BY SG024 SG003		FLEXIBLE HOSE SG024		3KW IMMERSION HEATER SH005
NO IMAGE AVAILABLE	IMMERSION HEATER STAT SH006		INLET GROUP SUPERSEDED BY SG022 SG010		INLET GROUP SG022
	JUNCTION WIRING BOX XG129		12 LITRE EXPANSION VESSEL SUPERSEDED BY XG214 XG190		18 LITRE EXPANSION VESSEL SUPERSEDED BY XG215 XG191
	24 LITRE EXPANSION VESSEL SUPERSEDED BY XG216 XG192		35 LITRE EXPANSION VESSEL SUPERSEDED BY XG217 XG193		12 LITRE EXPANSION VESSEL (INCLUDING BRACKET) XG214
	18 LITRE EXPANSION VESSEL (INCLUDING BRACKET) XG215		25 LITRE EXPANSION VESSEL (INCLUDING BRACKET) XG216		35 LITRE EXPANSION VESSEL (INCLUDING BRACKET) XG217
	22MM 2 PORT VALVE (INDIRECTS ONLY) XG083	NO IMAGE AVAILABLE	TEMPERATURE & PRESSURE RELIEF VALVE SG014		TUNDISH SUPERSEDED BY XG207 XG173















STAINLESSLITE

HORIZONTAL

	<p>TUNDISH</p> <p>XG207</p>		<p>WALL BRACKET FOR 35 LITRE EXPANSION VESSEL</p> <p>XG058</p>
---	-----------------------------	---	--















STAINLESSLITE PLUS

	CONTROL & OVERHEAT LIMIT STAT		22MM 90 DEGREE COMPRESSION ELBOW C/W DRAIN		3/4" FLEXIBLE HOSE
XG212		SF003		SG024	
	3KW IMMERSION HEATER		INLET GROUP		JUNCTION WIRING BOX (12 WAY)
SH010		SG022		XG129	
	12 LITRE EXPANSION VESSEL (INCLUDING BRACKET)		18 LITRE EXPANSION VESSEL (INCLUDING BRACKET)		25 LITRE EXPANSION VESSEL (INCLUDING BRACKET)
XG214		XG215		XG216	
	35 LITRE EXPANSION VESSEL (INCLUDING BRACKET)		28MM 2 PORT VALVE		22MM 2 PORT VALVE (INDIRECTS ONLY)
XG217		XC012		XG083	
	TEMPERATURE & PRESSURE RELIEF VALVE		TUNDISH		
SG023		XG207			











STAINLESSLITE PLUS

HORIZONTAL

















	CONTROL & OVERHEAT LIMIT THERMOSTAT XG212		DRAIN COCK GS028		3/4" FLEXIBLE HOSE SG024
	3KW IMMERSION HEATER SH005	NO IMAGE AVAILABLE	IMMERSION HEATER THERMOSTAT SH006		INLET GROUP SG022
	JUNCTION WIRING BOX (12 WAY) XG129		18 LITRE EXPANSION VESSEL (INCLUDING BRACKET) XG215		25 LITRE EXPANSION VESSEL (INCLUDING BRACKET) XG216
	35 LITRE EXPANSION VESSEL (INCLUDING BRACKET) XG217		22MM 2 PORT VALVE (INDIRECTS ONLY) XG083		TEMPERATURE & PRESSURE RELIEF VALVE SG025
	TUNDISH XG207				



STAINLESSLITE PRO

	CONTROL & OVERHEAT LIMIT THERMOSTAT XG213		3KW IMMERSION HEATER SH010		INLET GROUP SG018
	JUNCTION WIRING BOX (12 WAY) XG129		12 LITRE EXPANSION VESSEL (INCLUDING BRACKET) XG214		18 LITRE EXPANSION VESSEL (INCLUDING BRACKET) XG215
	25 LITRE EXPANSION VESSEL (INCLUDING BRACKET) XG216		35 LITRE EXPANSION VESSEL (INCLUDING BRACKET) XG217	NO IMAGE AVAILABLE	22MM 2 PORT VALVE (INDIRECTS ONLY) XG089
	TEMPERATURE & PRESSURE RELIEF VALVE SG019		TUNDISH XG207		

STAINLESSLITE PRE-PLUMBED

<p>NO IMAGE AVAILABLE</p>	<p>AUTOMATIC AIR VENT</p> <p>FT434</p>		<p>AUTOMATIC PRIMARY/ HEATING BYPASS VALVE</p> <p>XG182</p>		<p>28MM CIRCULATOR GATE VALVES</p> <p>XB122</p>
	<p>CONTROL & OVERHEAT LIMIT THERMOSTAT</p> <p>XG213</p>	<p>NO IMAGE AVAILABLE</p>	<p>ELECTRICAL WIRING CENTRE</p> <p>XG132</p>		<p>FILLING LOOP</p> <p>XG004/5/6</p>
	<p>HEATING 2 PORT VALVE</p> <p>XG083</p>		<p>HOT WATER 2 PORT VALVE</p> <p>XG083</p>		<p>3KW IMMERSION HEATER</p> <p>SH010</p>
	<p>INLET GROUP</p> <p>SG018</p>		<p>JUNCTION WIRING BOX (12 WAY)</p> <p>XG129</p>		<p>12 LITRE EXPANSION VESSEL (INCLUDING BRACKET)</p> <p>XG214</p>
	<p>18 LITRE EXPANSION VESSEL (INCLUDING BRACKET)</p> <p>XG215</p>		<p>25 LITRE EXPANSION VESSEL (INCLUDING BRACKET)</p> <p>XG216</p>		<p>35 LITRE EXPANSION VESSEL (INCLUDING BRACKET)</p> <p>XG217</p>
<p>NO IMAGE AVAILABLE</p>	<p>22MM 2 PORT VALVE (INDIRECTS ONLY)</p> <p>XG089</p>		<p>PRIMARY/ HEATING CIRCULATOR</p> <p>XB523</p>	<p>NO IMAGE AVAILABLE</p>	<p>PRIMARY/ HEATING WATER EXPANSION KIT</p> <p>SG032</p>
<p>NO IMAGE AVAILABLE</p>	<p>SINGLE CHANNEL PROGRAMMER - DANFOSS TP1B</p> <p>XG147</p>		<p>TEMPERATURE & PRESSURE RELIEF VALVE</p> <p>SG019</p>		<p>TUNDISH</p> <p>XG207</p>



STAINLESSLITE PRE-PLUMBED

**NO IMAGE
AVAILABLE**

**TWO CHANNEL
PROGRAMMER
- DANFOSS
TP1M**

XG138







STAINLESS ES



	CONTROL & OVERHEAT LIMIT THERMOSTAT XG213		3KW IMMERSION HEATER SH011		INLET GROUP SG027
	12 LITRE EXPANSION VESSEL XG203		18 LITRE EXPANSION VESSEL XG204		24 LITRE EXPANSION VESSEL XG205
NO IMAGE AVAILABLE	22MM 2 PORT VALVE (INDIRECTS ONLY) XG089		TEMPERATURE & PRESSURE RELIEF VALVE SG028		TUNDISH XG207



SYSTEMATE






















<p>NO IMAGE AVAILABLE</p>	<p>BM/SM/PC MK3 STORE RETURN PIPE</p> <p>MIP097</p>		<p>LH MK3 PHE TO MIX WET SENSOR PIPE</p> <p>MIP028</p>	<p>NO IMAGE AVAILABLE</p>	<p>F & E TANK 144/188/LH/AF</p> <p>ASF11</p>
	<p>F & E TANK 144/188/RH/AF</p> <p>ASF10</p>	<p>NO IMAGE AVAILABLE</p>	<p>F & E TANK 144/188/LH/MF</p> <p>ASF13</p>		<p>F & E TANK 144/188/RH/MF</p> <p>ASF12</p>
<p>NO IMAGE AVAILABLE</p>	<p>F & E TANK 178/205/238/ LH/AF</p> <p>ASF21</p>		<p>F & E TANK 178/205/238/ RH/AF</p> <p>ASF20</p>	<p>NO IMAGE AVAILABLE</p>	<p>F & E TANK 178/205/238/ LH/MF</p> <p>ASF23</p>
	<p>F & E TANK 178/205/238/ RH/MF</p> <p>ASF22</p>		<p>RH MK3 PHE TO MIX WET SENSOR PIPE</p> <p>MIP027</p>		

	<p>BALL FLOAT</p> <p>FT429</p>		<p>BALLVALVE</p> <p>FT207</p>		<p>CONTROL THERMOSTAT</p> <p>XC010</p>
	<p>IMMERSION HEATER</p> <p>XB482</p>		<p>MIXING VALVE</p> <p>XC007</p>		<p>SPARE GASKET SET FOR MIXING VALVE</p> <p>XC008</p>










TORRENT

ECO

	BALL VALVE FLOAT FT429		BALL VALVE 1212 PART 2 FT206		22MM BLANK FT311
	28MM BLANK FT466	NO IMAGE AVAILABLE N/A			90 DEGREE ISOLATION VALVE GT135
	DHW INLET & OUTLET SENSORS GT198		FLOW SENSOR SUPERSEDED BY XB095 XB091		FLOW SENSOR XB095
NO IMAGE AVAILABLE N/A			IMMERSION WASHER FT407		14" IMMERSION WITH STAT XB482
	LIMIT THERMOSTAT XC010		MAIN PCB - 1472H (PRE 2017 MODELS) XB111A		MANUAL RESET OVERHEAT THERMOSTAT XC011
	MIDDLE SENSOR GT198		NON RETURN VALVE SUPERSEDED BY GT045 GT048		PHE - 24 PLATE GT017
	PHE - 30 PLATE (HP MODELS ONLY) GT528		PHE - PUMP PMW XB065		PHE PUMP WASHERS XC008

TORRENT

ECO

	PHE WASHERS GT129		PLASTIC F & E TANK XB343		PUMP ISOLATING VALVE - OUTLET 1" GT133
NO IMAGE AVAILABLE CA002	PUMP POWER LEAD	NO IMAGE AVAILABLE CA003	PUMP PWM CABLE		PUMP VALVE EXTENSION (NEW WITH NRV) GT045
NO IMAGE AVAILABLE CA001	RED PCB LINK		ROD STAT XB081		SENSOR NUT & OLIVE GT295
	SCALE INHIBITOR XB142				



DISCONTINUED PARTS

Product

Part Code

Accolade Estate

Control/High Limit Thermostat

XG168

12 Litre Expansion Vessel

XG190

18 Litre Expansion Vessel

XG191

24 Litre Expansion Vessel

XG192

Tundish

XG173

Accolade A-Class

Control/Overheat Stat

XG168

Tundish

XG173

BoilerMate III

Flow Switch

GT106

BoilerMate 2000

Brass Housing

GT049

Single Check Valve

GT048

BoilerMate A-Class

12 Litre Expansion Vessel

XG190

24 Litre Expansion Vessel

XG192

BoilerMate BP

Immersion Heater

XB078

BoilerMate CP

Flow Sensor

XB091

DISCONTINUED PARTS

Product

Part Code

BoilerMate ECO SP

Flow Sensor

XB091

ElectraMate 2000 9kW

Brass Housing

GT049

24 Litre Expansion Vessel

XG192

35 Litre Expansion Vessel

XG193

Overheat Stat

GT064

Single Check Valve

GT048

ElectraMate 2000 12kW

Brass Housing

GT049

35 Litre Expansion Vessel

XG193

Mixing Valve

XC006

Single Check Valve

GT048

ElectraMate A-Class

Main PCB Controller

XB442

Gulfstream 2000

Brass Housing

GT049

Single Check Valve

GT048

Gulfstream A-Class

Tundish

XG173



DISCONTINUED PARTS

Product

Part Code

HE Condensing Boiler

Burner - GB10

GT991

Burner - GB25 & GB30

GT994

Gasket for Ignition Electrode

GT997

Gas Valve & Venturi Assembly for GB10

GT515

Gas Valve & Venturi Assembly for GB15

GT516

Gas Valve & Venturi Assembly for GB20

GT517

Gas Valve & Venturi Assembly for GB25

GT518

Gas Valve & Venturi Assembly for GB30

GT519

PulsaCoil III

Flow Switch

GT106

11" Rod Stat

XB114

PulsaCoil 2000

Brass Housing

GT049

Single Check Valve

GT048

PulsaCoil ECO Stainless

Flow Sensor

XB091

Main PCB

XB111A

DISCONTINUED PARTS

Product

Part Code

StainlessLite

Control & Overheat Thermostat
Flexible Hose
Inlet Group
Immersion Heater
12 Litre Expansion Vessel
18 Litre Expansion Vessel
24 Litre Expansion Vessel
35 Litre Expansion Vessel
Pressure & Temperature Relief Valve
Tundish

XG168
SG003
SG010
SH001
XG190
XG191
XG192
XG193
SG001
XG173

StainlessLite Horizontal

Control & Overheat Thermostat
Flexible Hose
Inlet Group
12 Litre Expansion Vessel
18 Litre Expansion Vessel
24 Litre Expansion Vessel
35 Litre Expansion Vessel
Tundish

XG168
SG003
SG010
XG190
XG191
XG192
XG193
XG173

Torrent ECO

Flow Sensor
Non Return Valve

XB091
GT048

NOTES



01253 474412



SPARES@GLEDHILL.NET

NOTES

NOTES



01253 474412



SPARES@GLEDHILL.NET

HERE TO HELP

If you're looking for technical assistance while you're on a job, give our technical team a call 01253 474584. With many years' experience, they're an invaluable resource to have at the end of the phone.

FOR PARTS
ADVICE PLEASE CALL

01253 474412

or visit www.gledhill-spares.net



Gledhill Spare Parts Limited
Sycamore Estate,
Squires Gate,
Blackpool FY4 3RL

T: 01253 474412
E: spares@gledhill.net

WWW.GLEDHILL-SPARES.NET

ISSUE 5
JANUARY 2018

Reg in England No: 06092566



Due to a programme of continuous improvement Gledhill Spare Parts reserves the right to modify products without prior notice. It is advisable to check the product technical detail by using the latest design and installation manuals available from our technical support team or on our website. It is an offence to copy or adapt this document without consent of the owner.